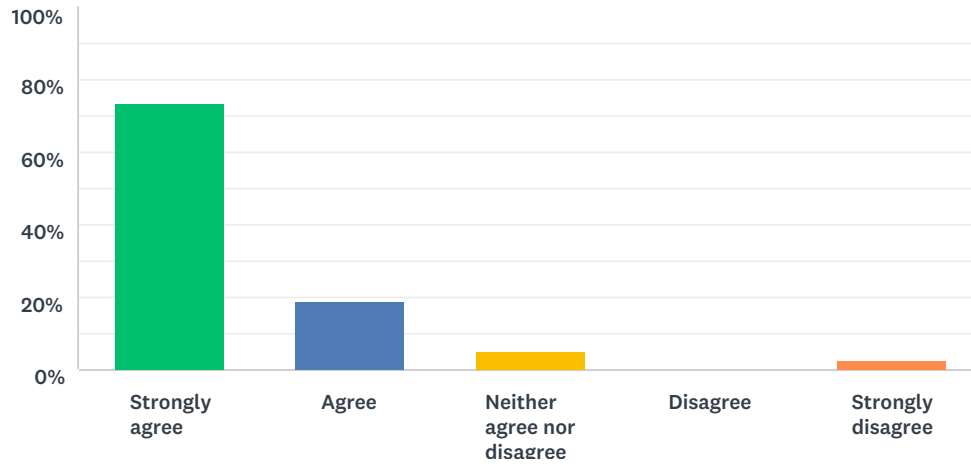


Q1 To what extent do you agree or disagree with the SEND Draft Strategy objective of 'Early identification of need ensuring that the right children and young people are in the right placement with the right support'.

Answered: 79 Skipped: 0



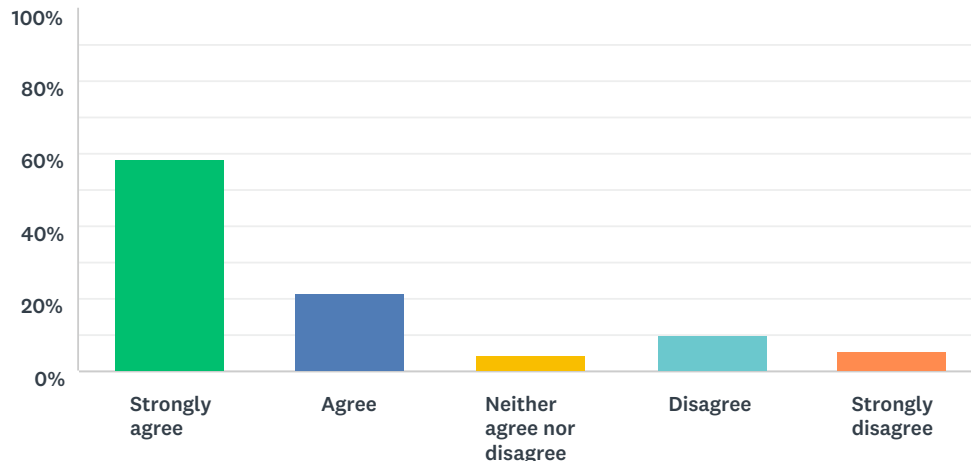
ANSWER CHOICES	RESPONSES	
Strongly agree	73.42%	58
Agree	18.99%	15
Neither agree nor disagree	5.06%	4
Disagree	0.00%	0
Strongly disagree	2.53%	2
TOTAL		79

Q2 If you have any comments about objective number 1 please do so here.

Answered: 28 Skipped: 51

Q3 To what extent do you agree or disagree with the SEND Draft Strategy Objective of "Building capacity in mainstream and specialist settings to reduce reliance on specialist out of area placements 0-25".

Answered: 70 Skipped: 9



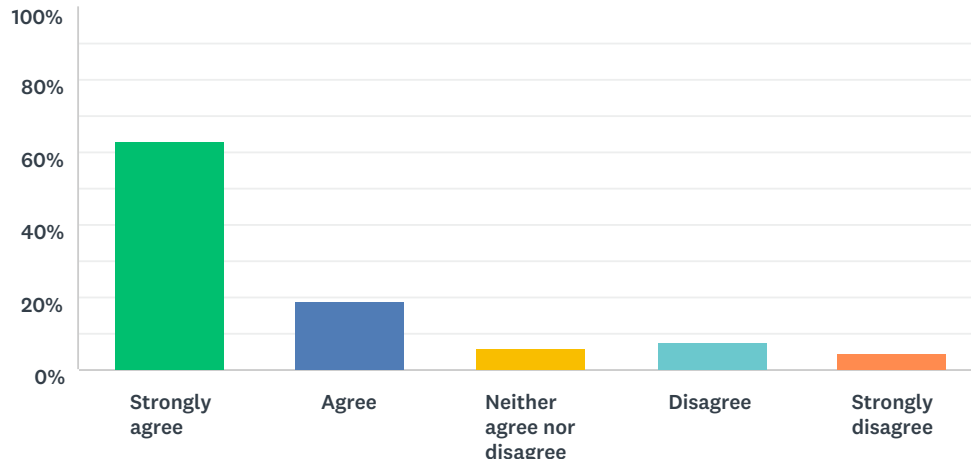
ANSWER CHOICES	RESPONSES	
Strongly agree	58.57%	41
Agree	21.43%	15
Neither agree nor disagree	4.29%	3
Disagree	10.00%	7
Strongly disagree	5.71%	4
TOTAL		70

**Q4 If you have any comments about objective number 2 please do so
here.**

Answered: 35 Skipped: 44

Q5 To what extent do you agree or disagree with the SEND draft strategy objective of ‘Ensuring that children and young people with SEND are educated in their local community and have effective preparation for adulthood and access to work and leisure opportunities’.

Answered: 68 Skipped: 11



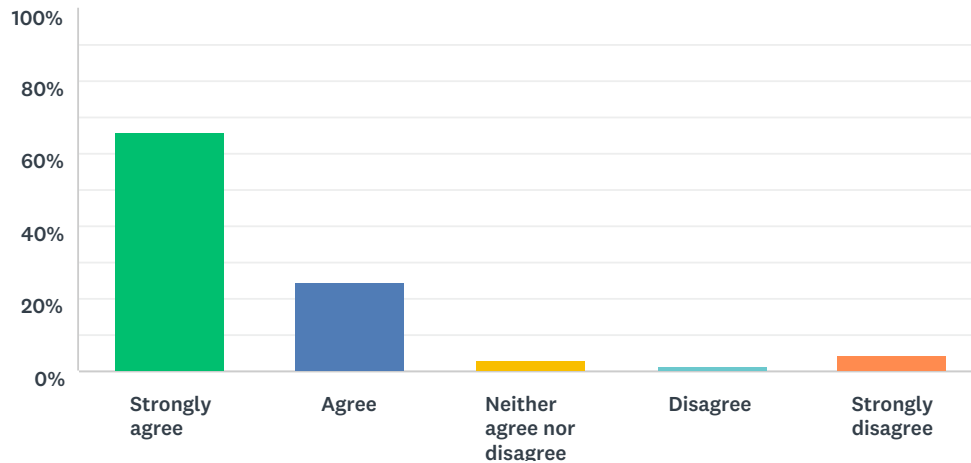
ANSWER CHOICES	RESPONSES	
Strongly agree	63.24%	43
Agree	19.12%	13
Neither agree nor disagree	5.88%	4
Disagree	7.35%	5
Strongly disagree	4.41%	3
TOTAL		68

**Q6 If you have any comments about objective number 3 please do so
here.**

Answered: 29 Skipped: 50

Q7 To what extent do you agree or disagree with the SEND draft strategy objective of 'Increasing achievement and improving outcomes for children and young people with SEND'.

Answered: 65 Skipped: 14



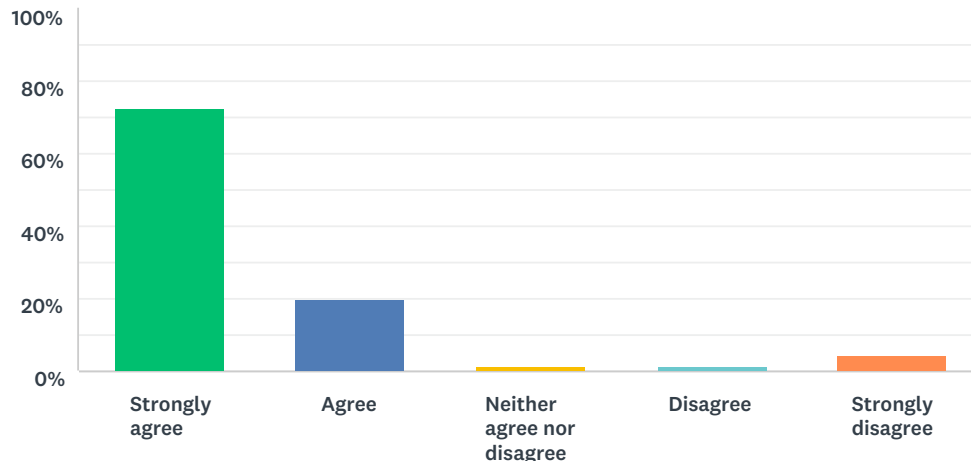
ANSWER CHOICES	RESPONSES	
Strongly agree	66.15%	43
Agree	24.62%	16
Neither agree nor disagree	3.08%	2
Disagree	1.54%	1
Strongly disagree	4.62%	3
TOTAL		65

**Q8 If you have any comments about objective number 4 please do so
here.**

Answered: 29 Skipped: 50

Q9 To what extent do you agree or disagree with the SEND draft strategy objective of 'Focus on effective collaboration, co-production and communication'.

Answered: 65 Skipped: 14



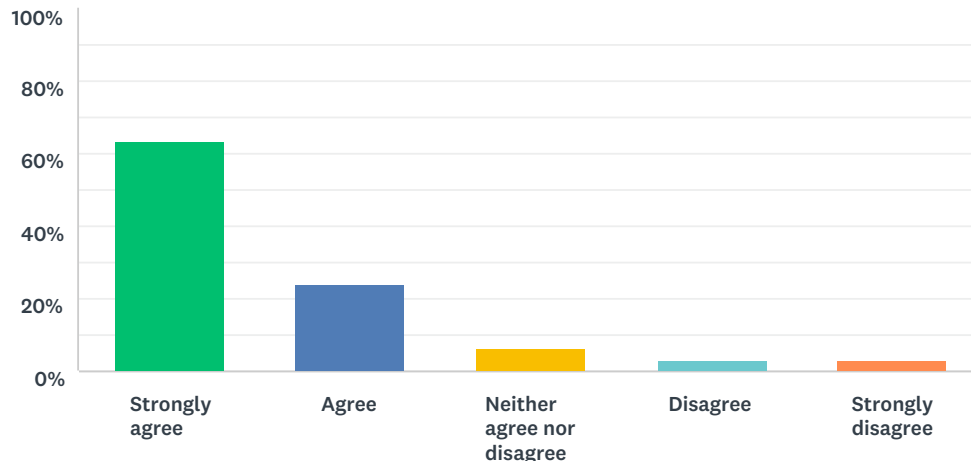
ANSWER CHOICES	RESPONSES	
Strongly agree	72.31%	47
Agree	20.00%	13
Neither agree nor disagree	1.54%	1
Disagree	1.54%	1
Strongly disagree	4.62%	3
TOTAL		65

**Q10 If you have any comments about objective number 5 please do so
here.**

Answered: 33 Skipped: 46

Q11 To what extent do you agree or disagree with the SEND draft strategy objective of ‘ Achieving Best Value’ (human, physical and financial resources) from all our services’.

Answered: 63 Skipped: 16



ANSWER CHOICES	RESPONSES	
Strongly agree	63.49%	40
Agree	23.81%	15
Neither agree nor disagree	6.35%	4
Disagree	3.17%	2
Strongly disagree	3.17%	2
TOTAL		63

**Q12 If you have any comments about objective number 6 please do so
here.**

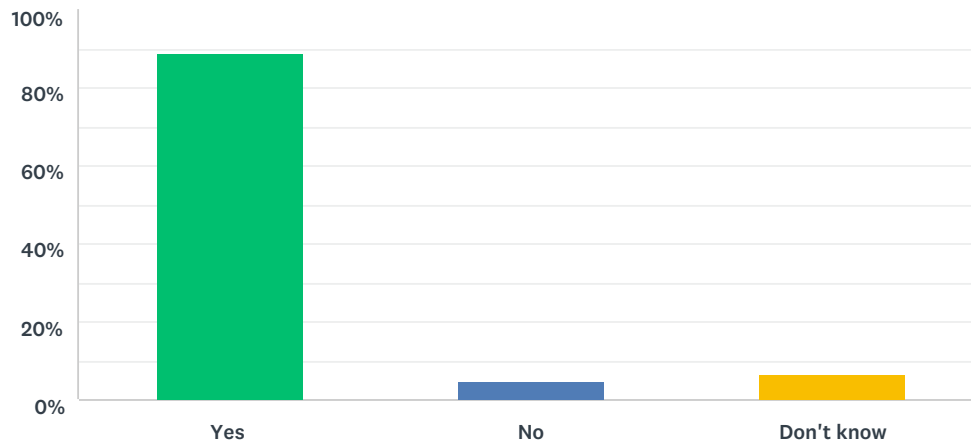
Answered: 30 Skipped: 49

Q13 If you have any other comments, suggestions or feedback on our proposals on the six objectives please tell us below.

Answered: 25 Skipped: 54

Q14 Do you agree that we need to develop provision in these areas of need?

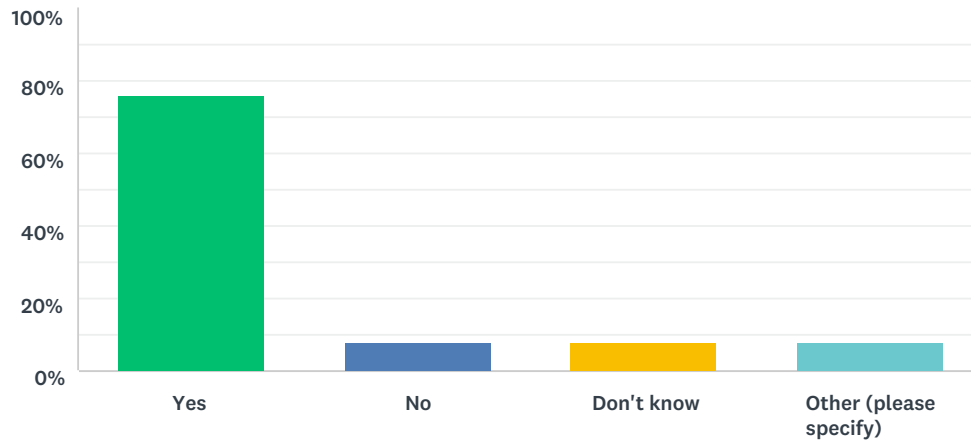
Answered: 62 Skipped: 17



ANSWER CHOICES	RESPONSES	
Yes	88.71%	55
No	4.84%	3
Don't know	6.45%	4
TOTAL		62

Q15 Do you agree this is an appropriate use of the money?

Answered: 62 Skipped: 17



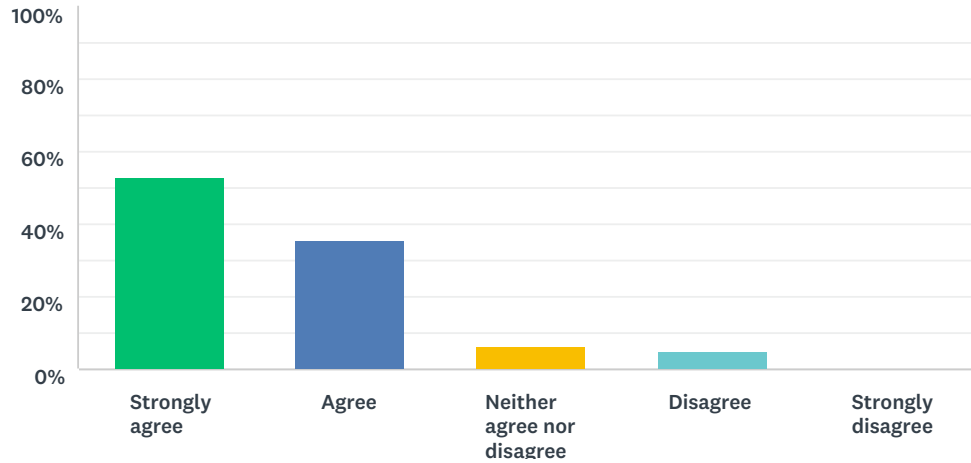
ANSWER CHOICES	RESPONSES	
Yes	75.81%	47
No	8.06%	5
Don't know	8.06%	5
Other (please specify)	8.06%	5
TOTAL		62

Q16 If you have any comments about local specialist provision please do so here.

Answered: 36 Skipped: 43

Q17 To what extent do you agree with the proposals to move from the current system, which is varied across the Borough, to a consistent and applied approach for all primary and secondary educational settings?

Answered: 62 Skipped: 17



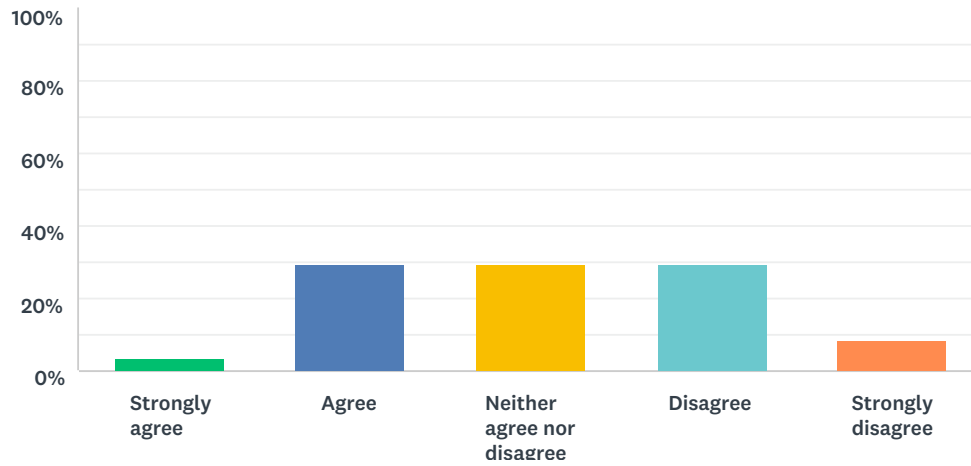
ANSWER CHOICES	RESPONSES	
Strongly agree	53.23%	33
Agree	35.48%	22
Neither agree nor disagree	6.45%	4
Disagree	4.84%	3
Strongly disagree	0.00%	0
TOTAL		62

**Q18 If you have any comments about the system change please do so
here.**

Answered: 18 Skipped: 61

Q19 To what extent do you agree with these bandings?

Answered: 58 Skipped: 21



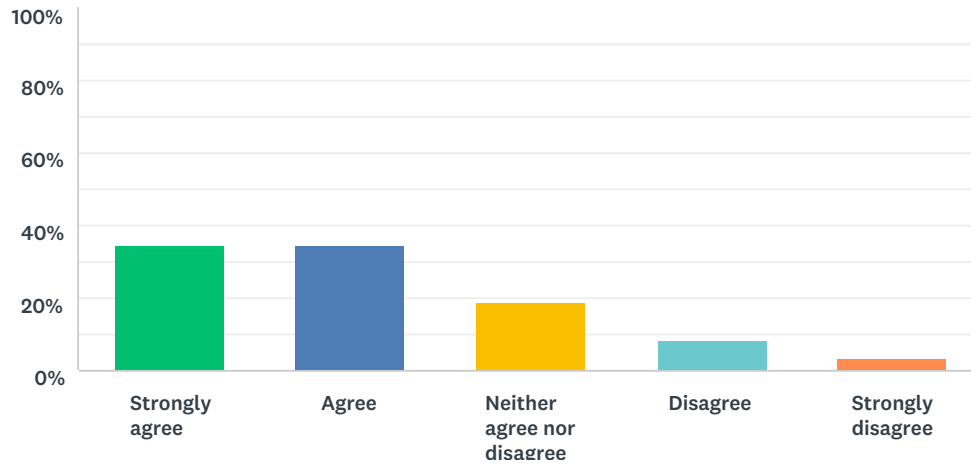
ANSWER CHOICES	RESPONSES	
Strongly agree	3.45%	2
Agree	29.31%	17
Neither agree nor disagree	29.31%	17
Disagree	29.31%	17
Strongly disagree	8.62%	5
TOTAL		58

Q20 If you have any comments about the bandings please do so here.

Answered: 42 Skipped: 37

Q21 To what extent do you agree that the proposals will create a clearer and simpler system?

Answered: 58 Skipped: 21



ANSWER CHOICES	RESPONSES	
Strongly agree	34.48%	20
Agree	34.48%	20
Neither agree nor disagree	18.97%	11
Disagree	8.62%	5
Strongly disagree	3.45%	2
TOTAL		58

**Q22 If you have any comments about the simpler model please do so
here.**

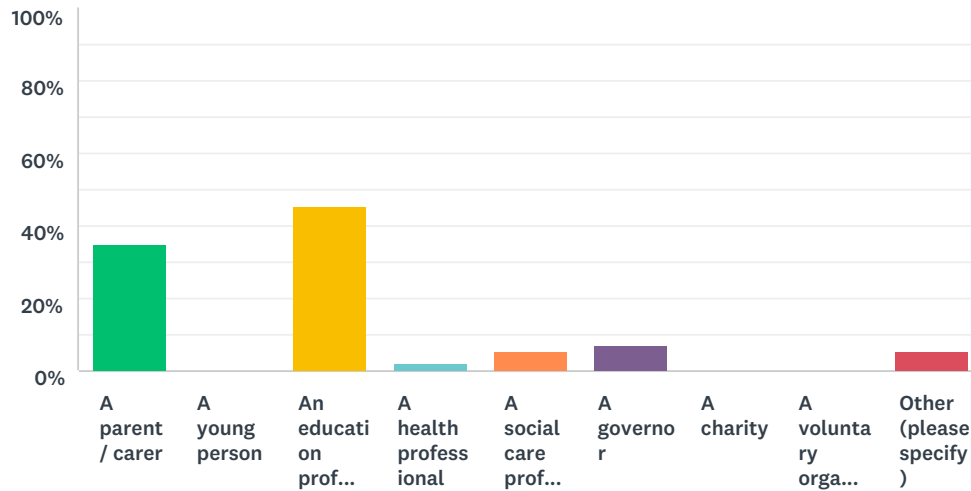
Answered: 17 Skipped: 62

Q23 If you have any other comments, suggestions or feedback on the funding please add them here.

Answered: 10 Skipped: 69

Q24 In what capacity are you responding to this survey?

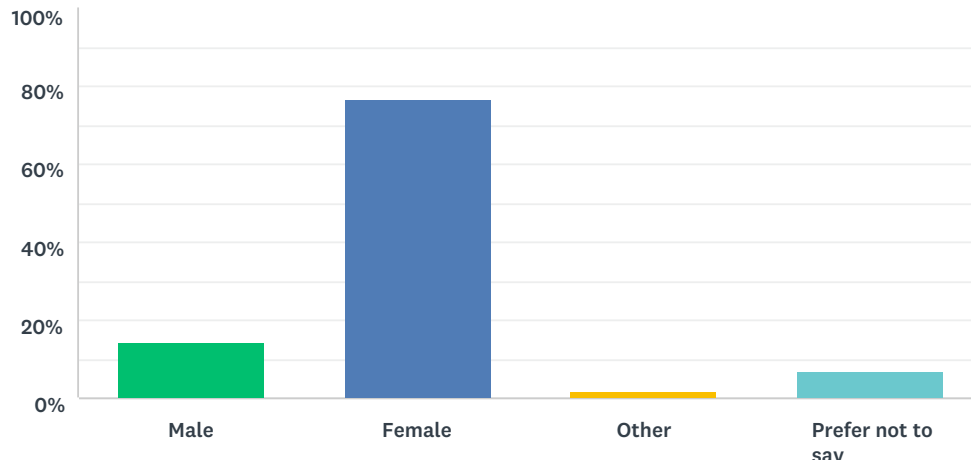
Answered: 57 Skipped: 22



ANSWER CHOICES	RESPONSES	
A parent / carer	35.09%	20
A young person	0.00%	0
An education professional	45.61%	26
A health professional	1.75%	1
A social care professional	5.26%	3
A governor	7.02%	4
A charity	0.00%	0
A voluntary organisation	0.00%	0
Other (please specify)	5.26%	3
TOTAL		57

Q25 What is your sex?

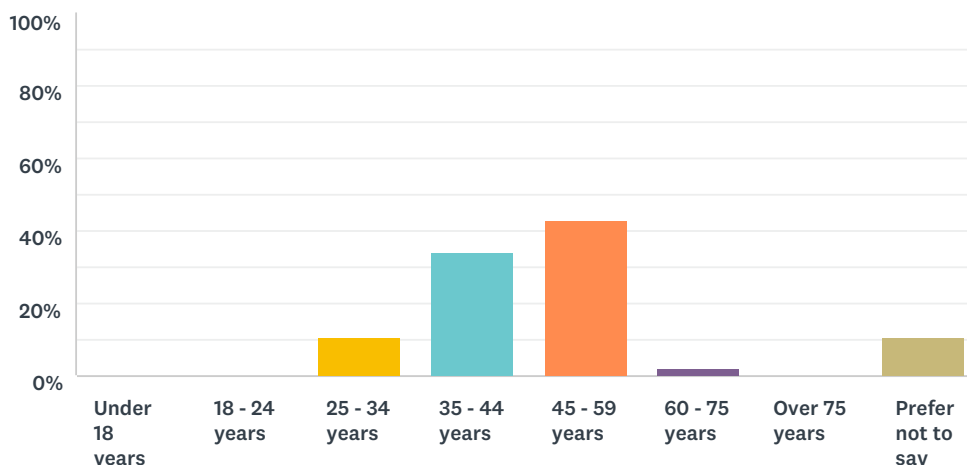
Answered: 56 Skipped: 23



ANSWER CHOICES	RESPONSES	
Male	14.29%	8
Female	76.79%	43
Other	1.79%	1
Prefer not to say	7.14%	4
TOTAL		56

Q26 What age were you on your last birthday?

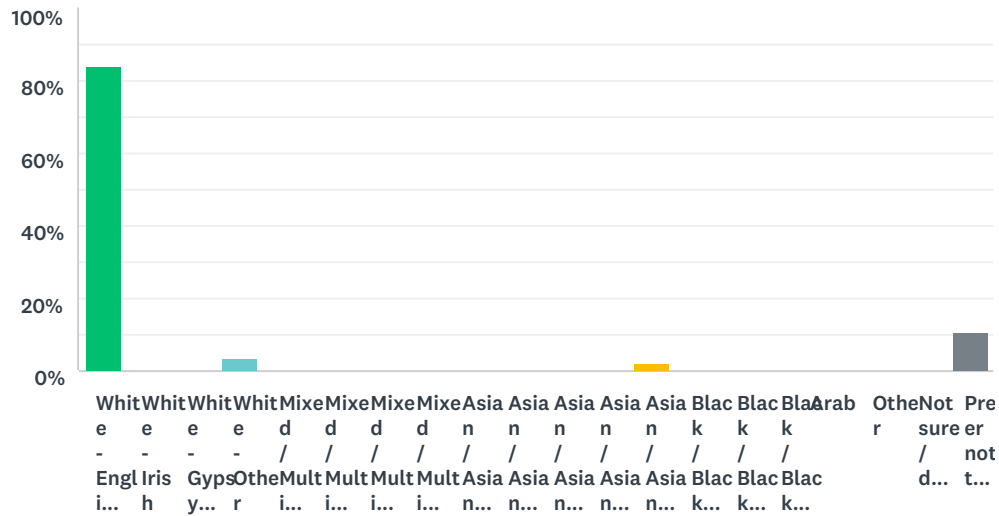
Answered: 56 Skipped: 23



ANSWER CHOICES	RESPONSES	
Under 18 years	0.00%	0
18 - 24 years	0.00%	0
25 - 34 years	10.71%	6
35 - 44 years	33.93%	19
45 - 59 years	42.86%	24
60 - 75 years	1.79%	1
Over 75 years	0.00%	0
Prefer not to say	10.71%	6
TOTAL		56

Q27 What ethnic group do you belong to?

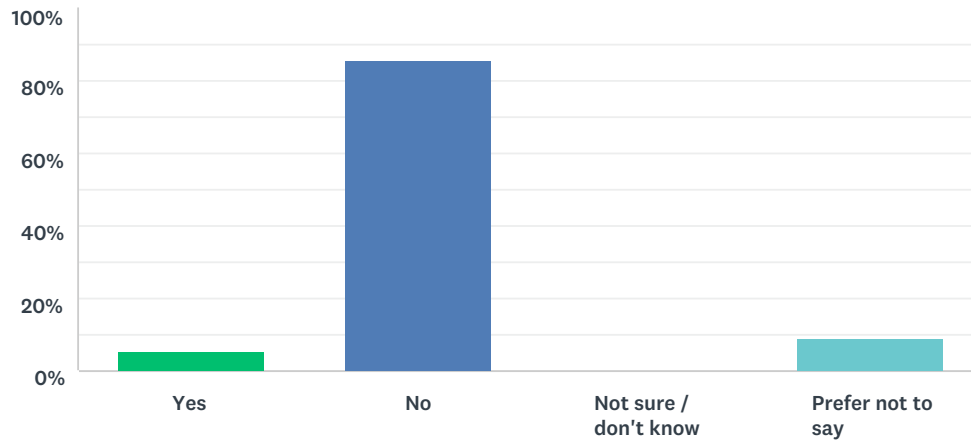
Answered: 56 Skipped: 23



ANSWER CHOICES	RESPONSES	
White - English / Welsh / Scottish / Northern Irish / British	83.93%	47
White - Irish	0.00%	0
White - Gypsy or Irish Traveller	0.00%	0
White - Other	3.57%	2
Mixed / Multiple Ethnic Groups - White & Black Caribbean	0.00%	0
Mixed / Multiple Ethnic Groups - White & Black African	0.00%	0
Mixed / Multiple Ethnic Groups - White & Asian	0.00%	0
Mixed / Multiple Ethnic Groups - Other	0.00%	0
Asian / Asian British - Indian	0.00%	0
Asian / Asian British - Pakistani	0.00%	0
Asian / Asian British - Bangladeshi	0.00%	0
Asian / Asian British - Chinese	0.00%	0
Asian / Asian British - Other	1.79%	1
Black / Black British - African	0.00%	0
Black / Black British - Caribbean	0.00%	0
Black / Black British - Other	0.00%	0
Arab	0.00%	0
Other	0.00%	0
Not sure / don't know	0.00%	0
Prefer not to say	10.71%	6
TOTAL		56

Q28 Do you consider yourself to have a disability

Answered: 56 Skipped: 23



ANSWER CHOICES	RESPONSES	
Yes	5.36%	3
No	85.71%	48
Not sure / don't know	0.00%	0
Prefer not to say	8.93%	5
TOTAL		56